



ZION
PUBLIC BENEFIT CORPORATION

MOCK

ILLUSTRATIVE EXAMPLE
NOT ACTUAL RESULTS

Annual Impact Report

FISCAL YEAR

2027

MOCK ANNUAL IMPACT REPORT

PREPARED FOR FOUNDATION DILIGENCE*
PUBLISHED UNDER BYLAWS SECTION 9.2

8,650

CONSENTED USERS

61%

CONSENT GRANT RATE

22

LOCAL PARTNERS

0

SURVEILLANCE VIOLATIONS

— | **INSIDE THIS REPORT**

What we built, measured, and what we owe.

01	A letter from the founder	03
02	The year at a glance	04
03	The five Charter Commitments	05
04	The community we serve	06
05	Who we reached	07
06	Product performance	08
07	The audit log — zero violations	09
08	State pilot outcomes	10
09	The Local Partner network	11
10	Governance & the Mission Trust	12
11	What we promised — and did not yet achieve	13
12	OutPost Oasis — the next chapter	14
13	Looking ahead — FY 2028	15
14	Our commitment to transparency	16

01 | A LETTER FROM THE FOUNDER

On our first year.

**TO OUR COMMUNITY, LOCAL PARTNERS,
FUNDERS, AND THE BROADER PUBLIC**

FISCAL YEAR 2027 · THE FIRST REPORT

This is Zion's first annual Impact Report. It documents what we built, what we learned, and what we promised — measured honestly against the framework we committed to when this company began.

Twelve months ago we closed a \$3.5M pre-seed round into one of the hardest macroeconomic environments the families we serve have faced in a generation. Accelerating inflation, record-low consumer sentiment, an energy shock, and the expansion of SNAP work requirements all compounded the difficulty for the 56 million ALICE-Threshold households our work exists to serve.

In that environment, we launched LP Account in two anchor states, seated our first cohort of Local Partners, signed and executed our first state pilot, formed the Mission Trust, seated the Trust Advisory Board, and earned our first security attestations — while keeping every core feature free, forever.

This report describes what we measured. It also describes, plainly, what we promised and did not yet achieve, and what we are learning from the gap between the two. That honesty is the point of the document.

Dimitri

CHIEF EXECUTIVE OFFICER & FOUNDER

02 | THE YEAR AT A GLANCE

Twelve months, measured.

—
32,400

Community members registered

TRACKING AHEAD OF BASE CASE

—
8,650

Consented users at year-end

CONSENT GRANTED IN TRAILING 90 DAYS

—
61%

Consent Grant Rate, Q4

BASE TARGET 55% · TOWARD STRETCH

—
78%

Eligibility-Surfacing success

BASE TARGET 75% · TOWARD STRETCH

—
22

Active Local Partners

ACROSS BOSTON & NEW MEXICO

—
1

State pilot live

MASHEALTH FLEXIBLE SERVICES

—
218,400

Audit-log access events

EVERY ONE VISIBLE TO THE USER

—
0

Anti-surveillance violations

THE MOST IMPORTANT NUMBER HERE

03 | THE FIVE CHARTER COMMITMENTS

Bound by **charter**.
Attested in full.



Consumer-Controlled Records

● COMPLIANT

Every record held under user consent, with full rights to access, port, correct, restrict, delete, and audit.



Anti-Surveillance Architecture

● COMPLIANT

No data sold, licensed, or brokered. No advertising. Confirmed by independent third-party audit.



No Core Paywall Pledge

● COMPLIANT

Every Core Feature free to every user, every day. CEO attestation filed with the Board and TAB.



Trust Advisory Board

● COMPLIANT

Met four times in FY 2027; exercised continuous information rights; no veto warranted.



Mission Trust

● COMPLIANT

Formed February 14, 2027 with corporate trustee, Trust Steward, and Enforcer all seated.



0 consent-spine violations recorded in FY 2027.

The anti-surveillance architecture is operating exactly as designed.

04 | THE COMMUNITY WE SERVE

From a sign-up to a relationship.

Zion exists to serve the 56 million U.S. households living below the cost of basic survival. The funnel below traces how that service deepened across FY 2027.



55% of consented users enrolled through a Local Partner — trust travels through the people a community already knows.

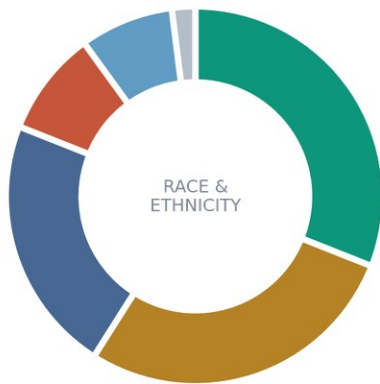
05 | WHO WE REACHED

The product reached who it was built for.

HOUSEHOLD INCOME OF CONSENTED USERS

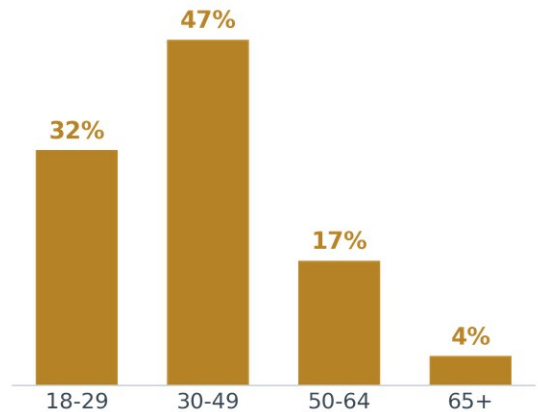


RACE & ETHNICITY OF CONSENTED USERS



- Hispanic / Latino 31%
- Black 28%
- White 22%
- AI / AN 9%
- Asian 8%
- Other 2%

AGE OF CONSENTED USERS



MEDIAN HOUSEHOLD: WORKING-AGE, MULTI-GENERATION, BENEFIT-ELIGIBLE

PRIMARY LANGUAGE OF CONSENTED USERS

64%

ENGLISH

28%

SPANISH

8%

OTHER LANGUAGES

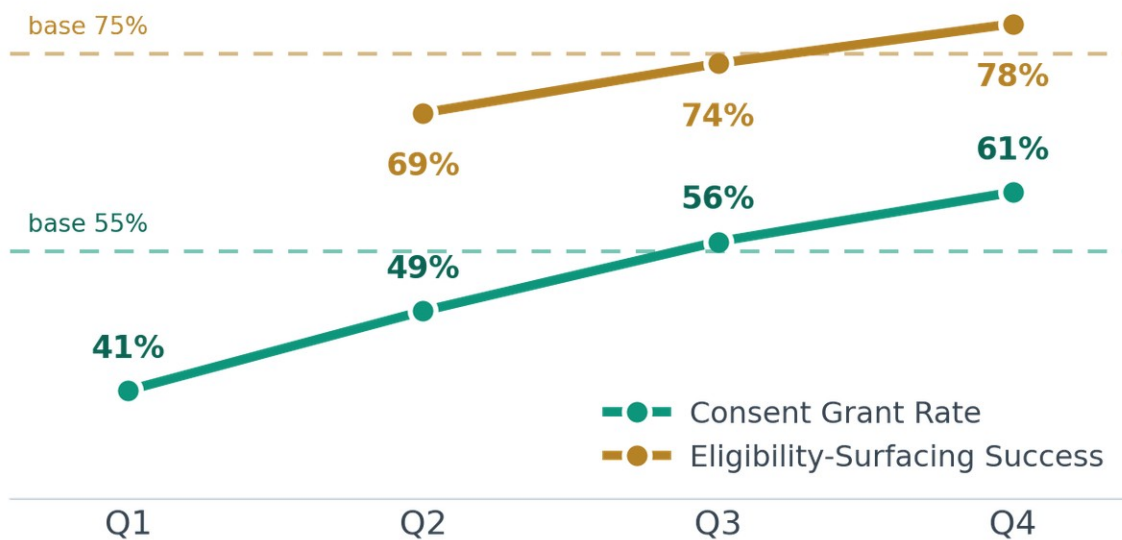
The New Mexico anchor disproportionately serves Native American communities; the Massachusetts anchor serves Spanish-speaking communities across greater Boston. The product reaches the people it was designed to reach.

06 | PRODUCT PERFORMANCE

Both core metrics beat their targets.

Consent Grant Rate and Eligibility-Surfacing Success Rate are the two product KPIs defined in the Milestone Tracking Framework. Both finished the year above the Phase 1 base-case target and tracking toward stretch.

QUARTERLY TRAJECTORY · FY 2027



61%

Consent Grant Rate

Q1 41% → Q4 61% BASE TARGET 55%

78%

Eligibility-Surfacing Success

Q2 69% → Q4 78% BASE TARGET 75%

07 | THE AUDIT LOG

Every access,
visible. **Zero**
outside consent.



- **67%**
Initiated by the user themselves
- **21%**
By a Local Partner, under user consent
- **9%**
By an institutional counterparty, consented
- **3%**
By Zion staff, under user notification

0

access events occurred
outside the consent spine.

THE SINGLE MOST IMPORTANT NUMBER IN THIS REPORT

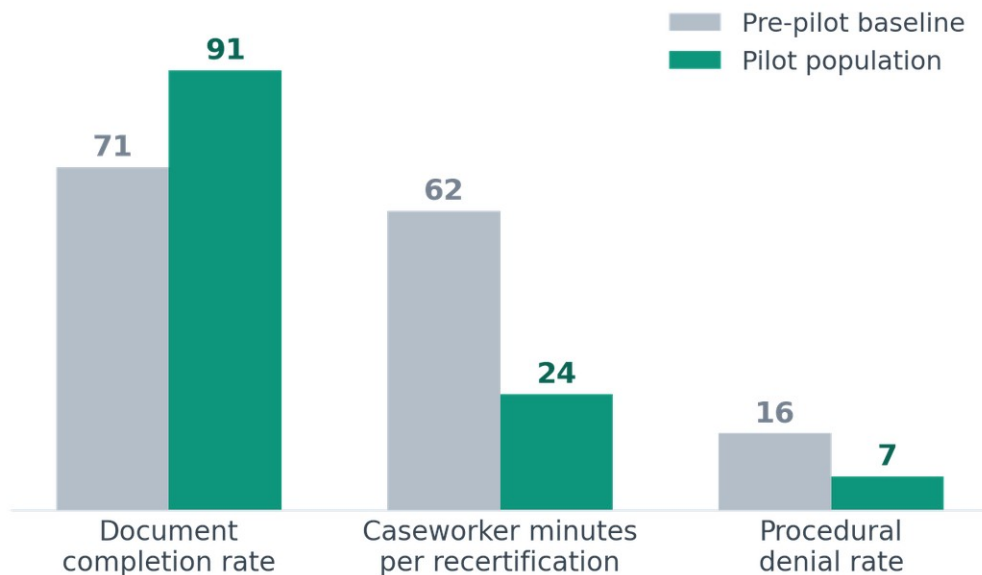
08 | STATE PILOT OUTCOMES

Massachusetts: early signal, real.

PILOT LIVE · NOVEMBER 2027

The MassHealth Flexible Services pilot put 2,500 consented users on the LP Account consent spine. Two months of outcome data — directional, not yet definitive — point the way the value proposition predicts.

PILOT POPULATION vs PRE-PILOT STATEWIDE BASELINE



THE PIPELINE BEYOND MASSACHUSETTS

NEW YORK

SIGNED LOI

Bronx Social Care Network — a 5,000-user pilot opening Q1 2028

PENNSYLVANIA

QUALIFIED

DHS conversation, paused for the state budget reconciliation

MICHIGAN

QUALIFIED

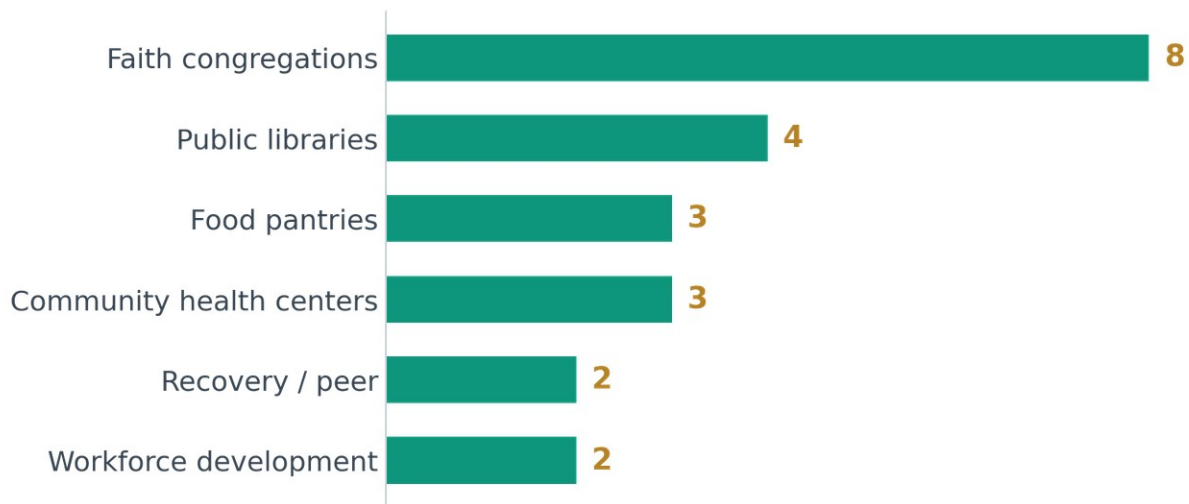
MDHHS — combined HRSN, SNAP recertification & UI modernization

09 | THE LOCAL PARTNER NETWORK

Trust travels through people.

Local Partners — congregations, libraries, pantries, clinics, recovery groups, and workforce providers — are how Zion reaches households. 55% of consented users enrolled through one.

22 ACTIVE LOCAL PARTNERS BY CATEGORY



11

BOSTON METRO

Congregations, libraries, clinics & workforce providers

7

ALBUQUERQUE

Congregations, county library branches & recovery groups

4

RURAL NEW MEXICO

Congregations and a Tribal-community health center

10 | GOVERNANCE & THE MISSION TRUST

The mission lock is operating.

TRUST ADVISORY BOARD

Four meetings. Continuous oversight.

- Q1** Onboarding; procedures & meeting cadence ratified
- Q2** LP Account v0 → v1 product roadmap reviewed
- Q3** SOC 2, FedRAMP & HITRUST progress reviewed
- Q4** MassHealth pilot contract reviewed before signing

0 VETOES WARRANTED · 0 ENUMERATED DECISIONS

THE MISSION TRUST

Formed February 14, 2027.

- TRUSTEE**
Delaware corporate trustee, engaged and seated
- TRUST STEWARD**
Active decision-maker; quarterly meetings held
- ENFORCER**
Independent party with standing to enforce the Purpose
- MISSION TRUST SHARE**
To be issued at the Series Seed close

v2 PACKAGE NOW COVERS OUTPOST OASIS

SECURITY & ASSURANCE EARNED IN FY 2027

SOC 2

TYPE II

completed in Q3 2027

HITRUST

E1 LEVEL

attestation received Q4

FedRAMP

MODERATE

gap package submitted Q4

AUDIT

THIRD-PARTY

security review · zero findings

11 | WHAT WE PROMISED – AND DID NOT YET ACHIEVE

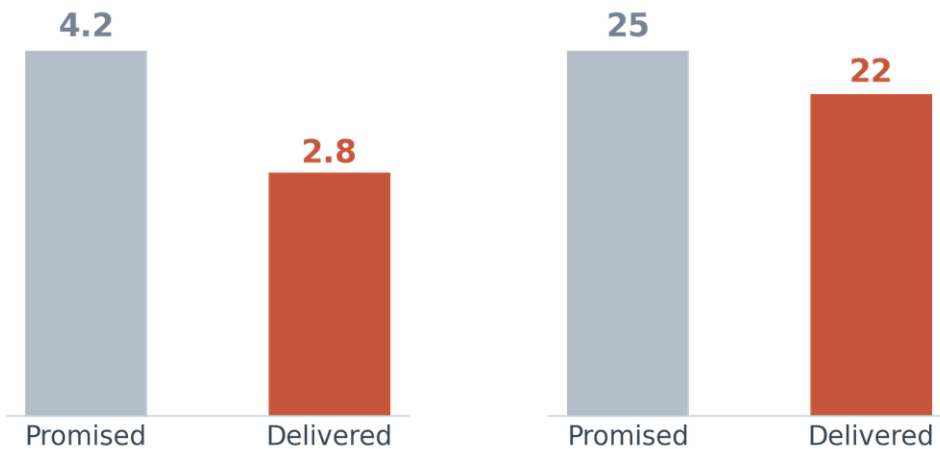
The gaps, named without flinching.

Every Impact Report will carry this section. The temptation to obscure a gap is real; we commit not to. Two quantitative targets fell short this year.

PROMISED vs DELIVERED

STATE-SYSTEM TCV (\$M)

ACTIVE LOCAL PARTNERS (count)



State-system TCV

WHAT WE LEARNED

\$2.8M of a \$4.2M stretch target.

The procurement timing buffer we added was directionally right but a touch short. FY 2028 planning adds another one to two months.

Local Partner network

WHAT WE LEARNED

22 partners against a floor of 25.

Recruitment needs more time on the ground than we modeled. The dedicated channel hire, deferred to Q1 2028, should accelerate the build.

Federal & multilingual

WHAT WE LEARNED

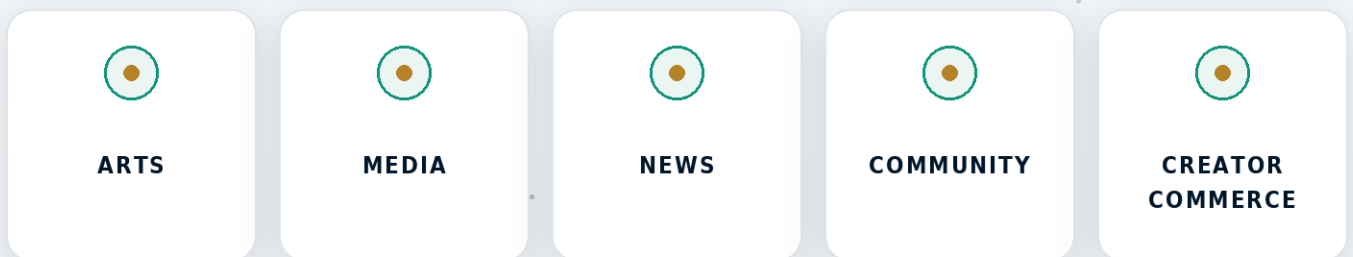
Discovery only; Spanish a quarter late.

The federal-agency cycle runs longer than projected; multilingual audio is rescheduled. Neither changes the Phase 2 timeline.

12 | OUTPOST OASIS – THE NEXT CHAPTER

An oasis, taking shape.

OutPost Oasis is the post-Series-A expansion of OutPost into a full community platform. FY 2027 was preparation: design partners engaged, architecture prototyped, payment rails for unbanked creators scoped.



FY 2027 OASIS PREPARATION

5

design-partner creators engaged

2

of 6-10 Oasis engineers hired

100%

discovery & storage architecture designed

1

payment-infrastructure partner LOI

FY 2028 COMMITMENT

Launch the Arts domain in Q3 2028 and onboard 500-2,000 creators by year-end — with the creator commission held to the 5-10% charter band.

13 | LOOKING AHEAD — FY 2028

What we commit to next.

01 Scale the pilots

MassHealth full-year operation; the New York Social Care Network pilot live; the New Mexico LOI signed by mid-year.

02 Grow the network

Local Partner network to 50+ active organizations; consented users past 25,000.

03 Hold the KPIs

Consent Grant Rate held at or above 60%; Eligibility-Surfacing Success at or above 78%.

04 Advance assurance

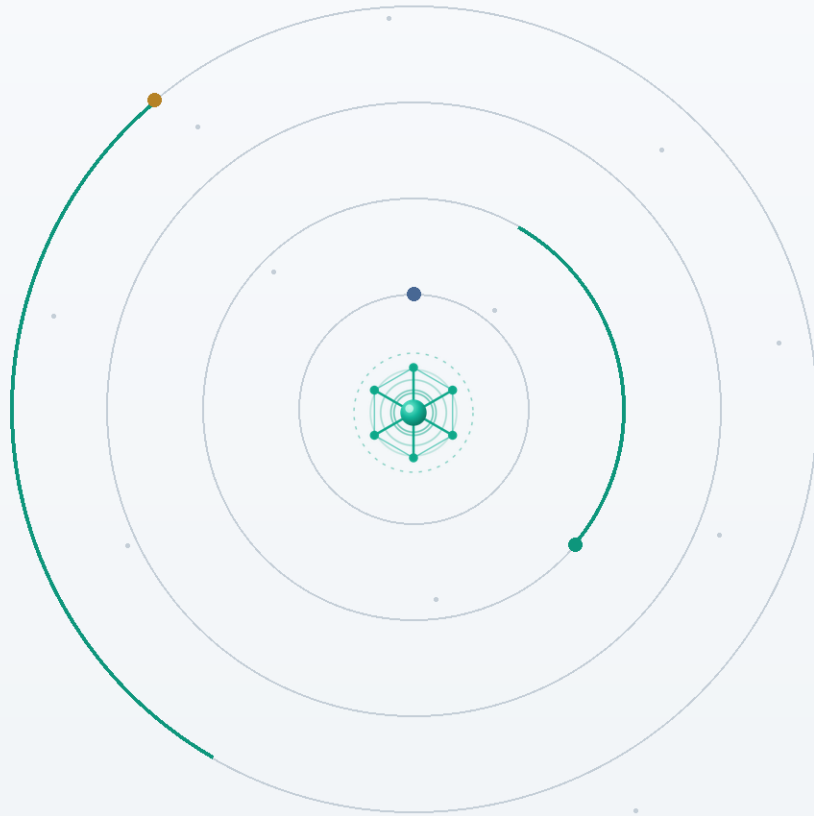
FedRAMP Moderate to “Ready” status; HITRUST i1 attestation in progress.

05 Close the Seed

Series Seed at an \$11-15M raise; Mission Trust Share issued, holding 3.5% fully-diluted.

06 Open the Oasis

Launch the Arts domain; first creator-commission revenue booked within the charter band.



OUR COMMITMENT TO TRANSPARENCY

We will publish this report every year — gaps and all.

Within 90 days of each fiscal year end, on our website, in the same framework — Charter Commitments attestation, the numbers, the audit-log zero, and an honest account of what we promised and did not yet achieve.



ZION
PUBLIC BENEFIT CORPORATION

Mock report — illustrative, prepared for foundation diligence. Figures are calibrated to Phase 1 base-case projections and do not represent actual results.